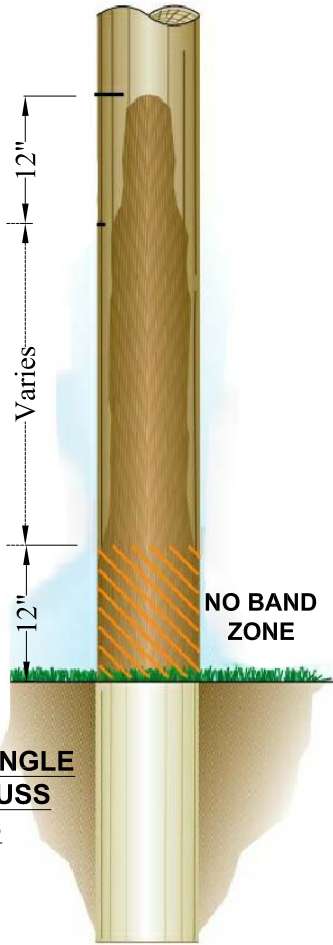


4" minimum shell thickness required 12" below top of steel


2" min. shell thickness for single DTR-1-X

1" min. shell thickness for double DTR-2-X

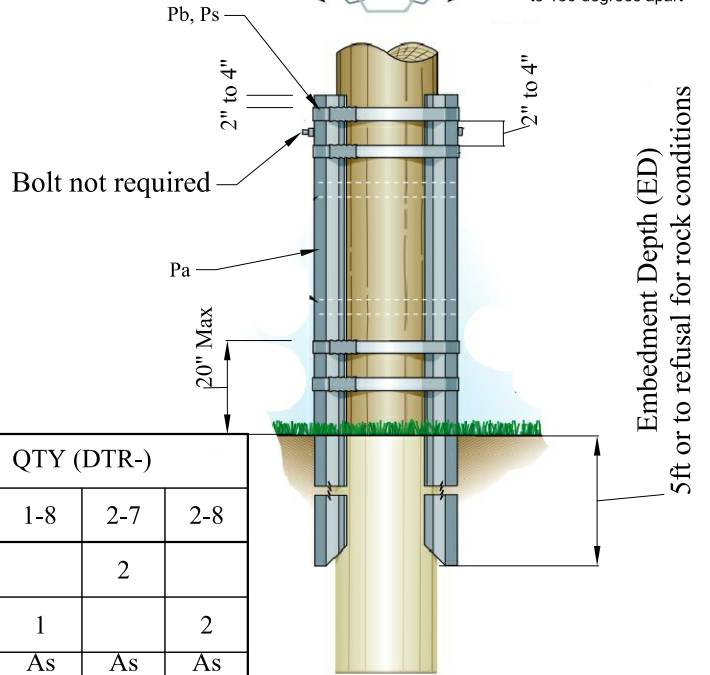
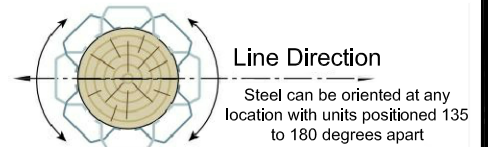
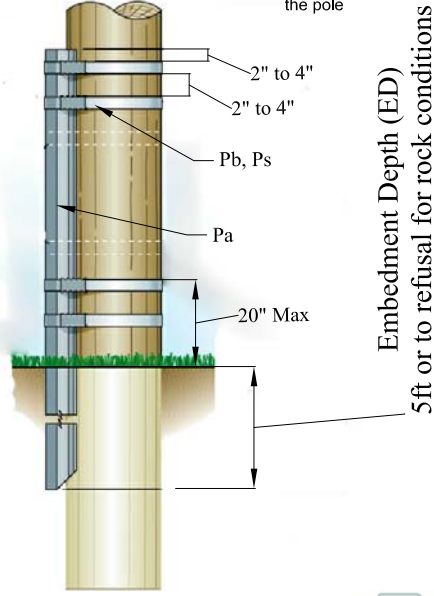
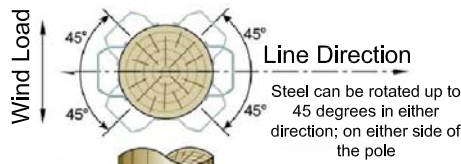
1" minimum shell thickness required for first 12" AGL for DTR-1-X



SELECTION OF SINGLE OR DOUBLE TRUSS GUIDELINES



Effective Shell Thickness



DTR-2-7 & 8 "DOUBLE TRUSS"

ITEM	PART #	MATERIAL DESCRIPTION	QTY (DTR-)			
			1-7	1-8	2-7	2-8
Pa	4221	Groundline Reinforcement System 7-1/4" X 10' 60ksi Grade 60	1		2	
Pa	4222	Groundline Reinforcement System 8" X 10' 80ksi Grade 80		1		2
Pb	9240	Banding, 12,000lb 2"X0.050" Steel	As Req'd	As Req'd	As Req'd	As Req'd
Ps	9241	Galvanized Banding Seals	4	4	4	4
Pc	4223	Safety Cap	1	1	2	2

Design Parameters:

- A. Only utilize DTR-2-X if the Above Ground Line (AGL) effective shell thickness is unknown.
- B. Select the assembly based on the maximum pole class shown below. For construction grades other than 'C' or greater than those shown; contact the Distribution Engineer for review.

MAXIMUM POLE HEIGHT & CLASS (GRADE C)	
DTR-1-7	35-4 / 40-5
DTR-1-8	35-3 / 45-4
DTR-2-7	45-2 / 65-4
DTR-2-8	45-1 / 55-2 / 70-3

DISTRIBUTION POLE SINGLE AND DOUBLE TRUSS SUPPORT

PRECorp
8/5/15
REV.0



DTR-1-7
DTR-1-8
DTR-2-7
DTR-2-8